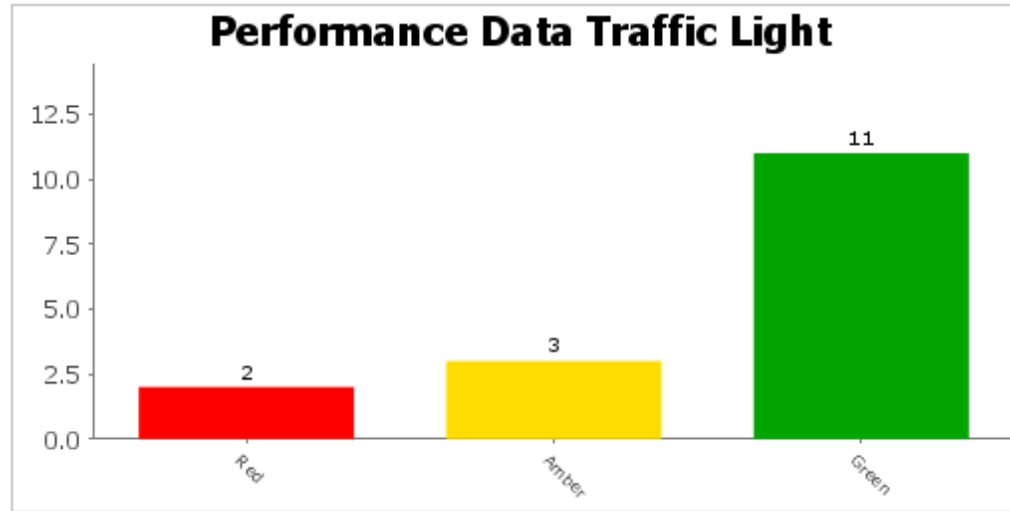

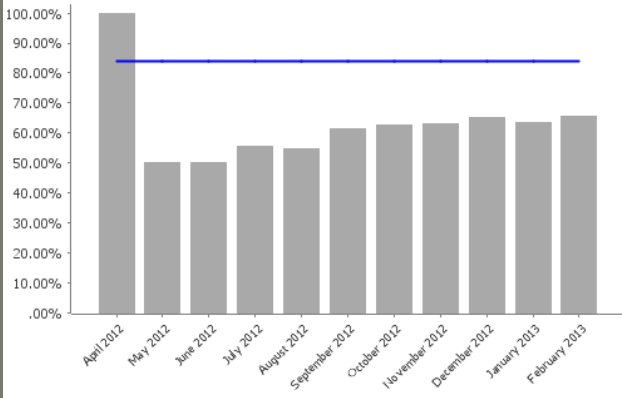

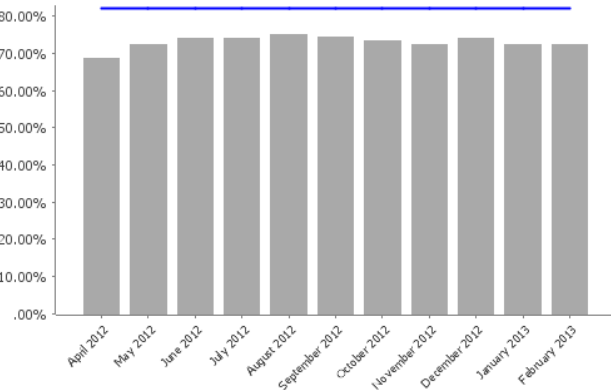


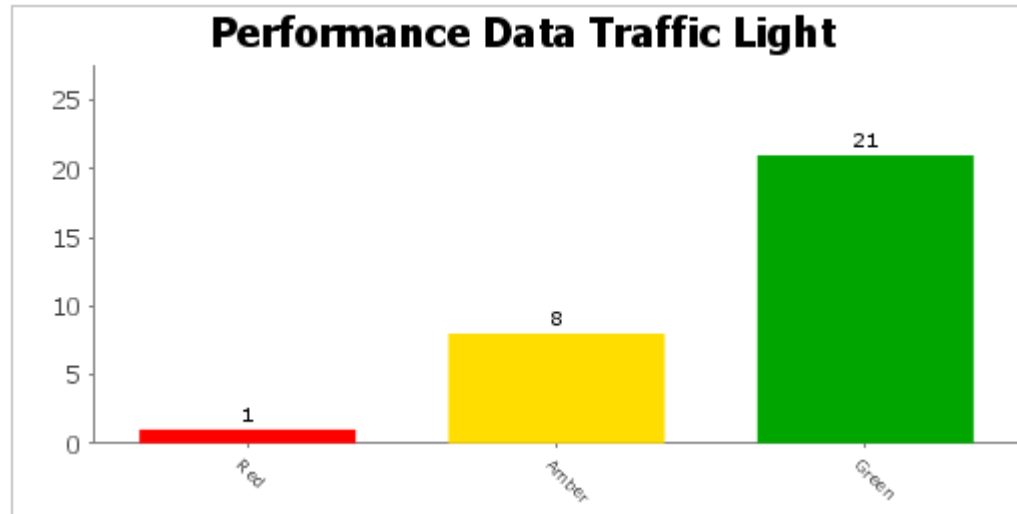
Environment Select Committee PI's



Code	Description	Year to Date Value	Year to Date Target	Good Performance	Trend Chart	Latest Note
LPI DC 007a	Processing of planning applications: Major applications in 13 weeks	65.38%	84.00%	 Aim to maximise		<p>17 of the 26 decisions on major applications this year have been made within the statutory period. In February 3 of the 4 major applications determined were within the statutory time period. A number of major applications received this year have raised complex issues. To protect the quality of the decisions made and to mitigate the risk of decisions being taken to appeal additional time has been taken to negotiate and resolve issues, often with the agreement of the applicant.</p> <p style="text-align: right;"><i>Continued on next page</i></p>

Code	Description	Year to Date Value	Year to Date Target	Good Performance	Trend Chart	Latest Note																								
						<p>With the backlog in decisions on minor and other application types being addressed, resources are being prioritised to current applications and as a result performance against this indicator is expected to show an improvement through the end of this year and in to 2013/14. In addition the way performance information is reported for the planning service is being reviewed for the coming year to ensure that current performance is more accurately reflected.</p>																								
LPI DC 007b	Processing of planning applications: Minor applications in 8 weeks	72.54%	82.00%	<p style="text-align: center;">  Aim to maximise </p>	 <table border="1" data-bbox="952 821 1561 1212"> <caption>Monthly Performance Data (Estimated)</caption> <thead> <tr> <th>Month</th> <th>Performance (%)</th> </tr> </thead> <tbody> <tr><td>April 2012</td><td>68.00%</td></tr> <tr><td>May 2012</td><td>72.00%</td></tr> <tr><td>June 2012</td><td>74.00%</td></tr> <tr><td>July 2012</td><td>74.00%</td></tr> <tr><td>August 2012</td><td>75.00%</td></tr> <tr><td>September 2012</td><td>74.00%</td></tr> <tr><td>October 2012</td><td>73.00%</td></tr> <tr><td>November 2012</td><td>72.00%</td></tr> <tr><td>December 2012</td><td>74.00%</td></tr> <tr><td>January 2013</td><td>72.00%</td></tr> <tr><td>February 2013</td><td>72.00%</td></tr> </tbody> </table>	Month	Performance (%)	April 2012	68.00%	May 2012	72.00%	June 2012	74.00%	July 2012	74.00%	August 2012	75.00%	September 2012	74.00%	October 2012	73.00%	November 2012	72.00%	December 2012	74.00%	January 2013	72.00%	February 2013	72.00%	<p>251 of the 346 decisions on minor applications this year have been made within the statutory period. Since December 2012 the team has been focussed on clearing a backlog of decision and resolving negotiations over legal agreements. To ensure improved speed of decision making in to the future the Council has developed an improved draft Legal Agreement which should assist officers in receiving completed Agreements more quickly and resulting in an increase in the proportion of decisions being made within target time. With the backlog now reduced to a manageable level officers are prioritising making decisions on new applications within the statutory targets of 8 weeks, to ensure improved performance in the remaining month of this year and in to 2013/14.</p>
Month	Performance (%)																													
April 2012	68.00%																													
May 2012	72.00%																													
June 2012	74.00%																													
July 2012	74.00%																													
August 2012	75.00%																													
September 2012	74.00%																													
October 2012	73.00%																													
November 2012	72.00%																													
December 2012	74.00%																													
January 2013	72.00%																													
February 2013	72.00%																													

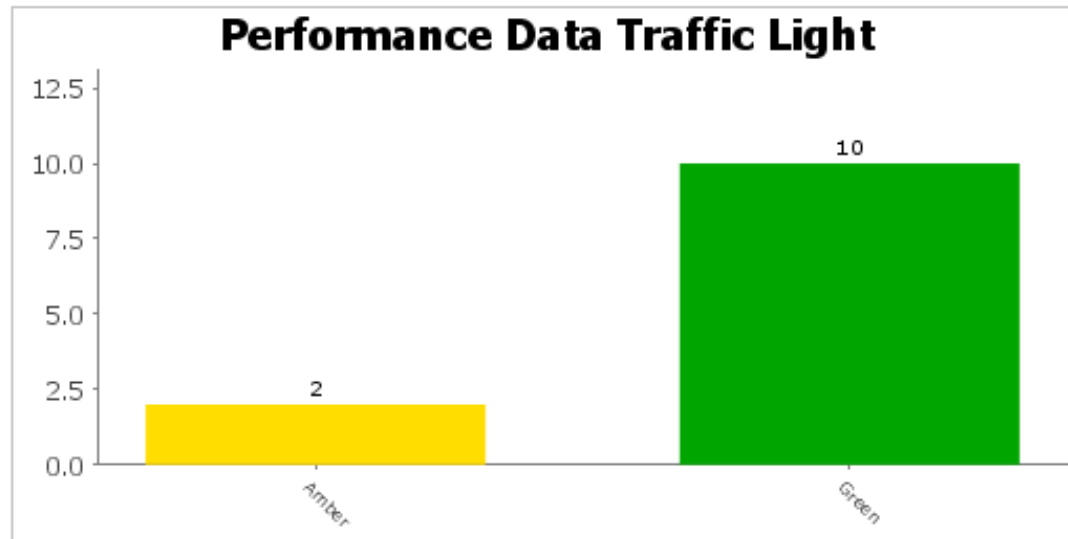
2012/13 Services Select Committee PI's



Code	Description	Year to Date Value	Year to Date Target	Good Performance	Trend Chart	Latest Note								
LPI PH 001	Number of Home Improvement Agency projects completed	182	300	<p>Aim to maximise</p>	<table border="1"> <thead> <tr> <th>Quarter</th> <th>Value</th> </tr> </thead> <tbody> <tr> <td>Q1 2012/13</td> <td>50</td> </tr> <tr> <td>Q2 2012/13</td> <td>70</td> </tr> <tr> <td>Q3 2012/13</td> <td>150</td> </tr> </tbody> </table>	Quarter	Value	Q1 2012/13	50	Q2 2012/13	70	Q3 2012/13	150	<p>The Home Improvement Agency is currently provided as part of a Kent wide contract which was re-tendered last year and awarded to Family Mosaics. There have been significant issues with under-performance of the HIA including an increase in complaints and under spending of the Disabled Facilities Grant budget despite residents demonstrating the need for home improvements.</p> <p><i>Continued on next page</i></p>
Quarter	Value													
Q1 2012/13	50													
Q2 2012/13	70													
Q3 2012/13	150													

Code	Description	Year to Date Value	Year to Date Target	Good Performance	Trend Chart	Latest Note
						<p>It is clear that the current contract is not delivering as required for Sevenoaks District Council and its residents. The Housing team have demonstrated great initiative and have been reviewing both the performance and cost of the HIA to determine possible solutions. Although the team is very small in comparison to others in Kent, they have proposed that through a reorganisation of resources and streamlining procedures bringing the HIA service in house would maximise efficiencies and improve the service provided to residents.</p> <p>A Portfolio holder decision has been taken and the process of bringing the Agency in house has commenced with the development of an appropriate schedule of rates. It is envisaged that fees will be charged in certain cases whilst ensuring that vulnerable people will not be disadvantaged.</p> <p>It is planned that the in-house scheme will be reviewed after 6 months to ensuring it is meeting customer needs and delivering the planned efficiencies.</p>

Social Affairs Select Committee PI's



No red performance indicators to report